



Monthly Fact Sheet 29 February 2024



Portfolio Manager

Alec Letchfield

Alec is a partner at Hansa Capital Partners, having joined as Chief Investment Officer in September 2013 from HSBC where, as CIO for Wealth and Multi-Asset, he was instrumental in the development of the multi-asset class offering for private clients for the HSBC Group. This highly diverse range of solutions generated excellent investment performance and industry leading asset growth. Previously he headed up the UK equity team, managing a range of high conviction portfolios.

Company facts

**Shares in issue:**  
40M Ordinary shares  
80M 'A' non-voting Ordinary shares

**Launch date:**  
1912 (business transferred to Hansa Investment Company Limited in August 2019).

**Year end:**  
31 March

**Dividends:**  
August, November, February, May

**Directors:**  
J. Davie (Chairman),  
S. Heidempergher,  
R. Lightowler (Audit Chair),  
W.H. Salomon,  
N. Wells (Senior Independent Director).

**Fees:**  
1% p.a. of NAV (excluding the holding in OWHL) payable monthly.

**AIC Sector:**  
Flexible

**KPIs:**  
UK CPI, MSCI ACWI TR GBP and FTSE Gilts All Stocks TR.

**Ongoing PRIIPs KID Charge:**  
1.77%

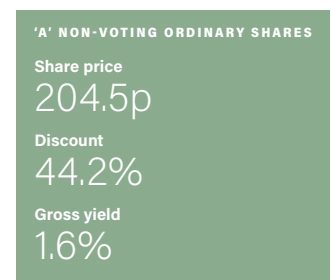
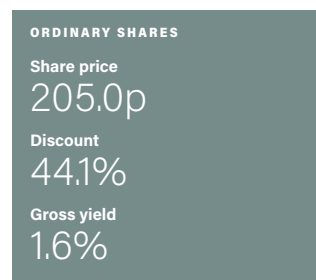

**AGM:**  
July

**NAV Frequency:**  
Daily

Investment objective

To grow the Company's net assets over the medium to long term by investing in a diversified and multi-strategy portfolio comprising third-party funds, global equities and other international financial securities. The Company may invest in quoted and unquoted securities and holds a strategic position in the share capital of Ocean Wilsons Holdings Ltd (OWHL) which currently represents its largest holding.

Financial highlights

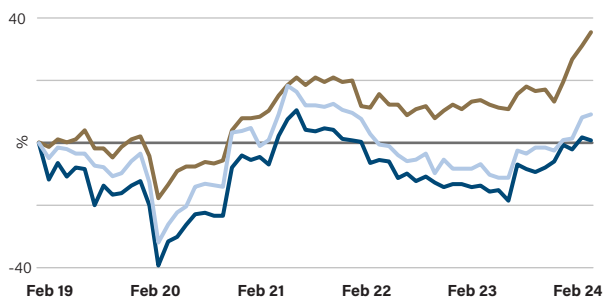


PERFORMANCE ANALYSIS

Total return (%)

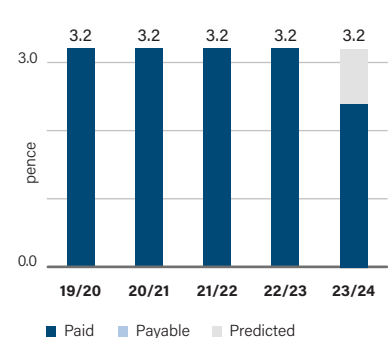
	Last month	Financial YTD	Calendar YTD	1 Year	3 Years	5 Years	10 Years
NAV	3.2	21.0	7.0	19.2	25.2	35.5	74.7
Ordinary shares	-1.0	19.8	2.9	17.1	5.5	0.9	42.5
'A' non-voting Ordinary shares	1.0	22.0	7.5	17.2	10.2	9.1	43.7

Five year total return cumulative performance



Sources: Hansa Investment Company Limited internal unaudited data, Bloomberg.

Annual dividend payments



Rolling one year discrete performance

	Q4 2018 to Q4 2019	Q4 2019 to Q4 2020	Q4 2020 to Q4 2021	Q4 2021 to Q4 2022	Q4 2022 to Q4 2023
Total return					
Ordinary shares	-6.3	11.1	5.5	-14.1	13.1
'A' non-voting Ordinary shares	-1.2	10.5	6.0	-16.6	10.8

**Important information:** Net Asset Values ("NAV") and returns are stated on a cum income basis (i.e. including the relevant income received from investments). This is in accordance with the practice of the Association of Investment Companies of which Hansa Investment Company Limited ("HICL") is a member. Total Returns on NAV and Shares have been sourced from unaudited internal management information. Prices quoted are mid price and performance returns are mid to mid. Performance of HICL has been combined with that of Hansa Trust PLC for periods prior to 27 August 2019.

## Monthly Fact Sheet 29 February 2024

### PORTFOLIO BREAKDOWN

#### Top ten holdings (%)

Ocean Wilsons Holdings Limited (OWHL) <sup>1</sup>	28.6
Findlay Park American Fund	6.9
iShares Core S&P 500 UCITS ETF	6.0
Select Equity Offshore, Ltd	4.9
BlackRock Strategic Equity Hedge Fund	3.9
Pershing Square Holdings Ltd	3.0
Schroder ISF Asian Total Return	2.5
Polar Capital Fund - Global Technology	2.2
iShares Core MSCI Europe UCITS ETF	2.0
BA Beutel Goodman US Value Fund	2.0
<b>Total</b>	<b>62.0</b>
<sup>1</sup> comprising:	
Wilson Sons S.A. <sup>2</sup>	21.2
Ocean Wilsons (Investments) Ltd <sup>2</sup>	7.4

#### Fund codes

	Ordinary shares	'A' non-voting Ordinary shares
SEDOL	BKLFC18	BKLFC07
ISIN	BMG428941162	BMG428941089
RIC	HAN.L	HANA.L
TIDM	HAN	HANA
Bloomberg	HAN LN	HANA LN
LEI	213800RS2PWJXS2QDF66	

#### Sector analysis (%)

Core & Thematic Funds	50.7
a) Core	42.3
b) Thematic	8.4
Global Equities	8.2
Diversifying Assets	11.4
Private Assets	0.1
Strategic (OWHL)	28.6
Cash	1.0
<b>Total</b>	<b>100.0</b>
No. of holdings	59

#### How to invest

Hansa Investment Company Limited shares are available within wrapper products such as ISA & Saving Schemes (through third party Plan Managers), and directly through investors' own stockbroker/bank facilities. Hansa Investment Company Limited does not provide direct access for investment into the Company.

#### Register for updates







To receive the latest news and views on the Company, please register at [www.hansaicl.com](http://www.hansaicl.com)



### CONTACTS





#### Portfolio Manager

##### Hansa Capital Partners LLP

 50 Curzon Street, London W1J 7UW  
 +44 (0)20 7647 5750  
 [hiclenquiry@hansacap.com](mailto:hiclenquiry@hansacap.com)  
 [www.hansagr.com](http://www.hansagr.com)



#### Company Secretary

##### Conyers Corporate Services (Bermuda) Ltd

 Clarendon House, 2 Church Street,  
PO Box HM666, Hamilton, HM CX, Bermuda  
 +1 441 279 5373  
 [bermuda@conyers.com](mailto:bermuda@conyers.com)  
 [www.conyers.com](http://www.conyers.com)

#### Registrar

##### Computershare Investor Services (Bermuda) Ltd

 c/o 13 Castle Street, St Helier, Jersey, JE1 1ES  
 +44 (0) 370 707 4040  
 [info@computershare.co.je](mailto:info@computershare.co.je)  
 [www.computershare.com/je](http://www.computershare.com/je)

<sup>2</sup>OWHL holds two assets: Wilson Sons S.A. and Ocean Wilsons (Investments) Limited (OWIL). The fair value of Hansa Investment Company Limited's holding in OWHL has been apportioned across the two assets in the ratio of the latest reported NAV of OWIL, that being the NAV of OWIL shown per the 30 September 2023 OWHL quarterly update, to the market value of OWHL's holding in Wilson Sons, that being the bid share price of Wilson Sons multiplied by the number of shares held by OWHL at 29 February 2024.

**Risk warning:** The information provided here has been issued by HICL. Share and performance information has been compiled by Hansa Capital Partners LLP which is authorised and regulated by the Financial Conduct Authority. This factsheet is for information purposes only and does not constitute an offer, invitation or solicitation to buy, sell or hold HICL's securities. Past performance is not necessarily a guide to future performance as market and exchange rate movements may cause the value of shares and income from them to fall as well as rise, and an investor may not get back the amount invested. NAV performance is not the same as share price performance, and shareholders may realise returns that are lower or higher than NAV performance. The spread on products analogous to HICL typically ranges 0.5-1.5% each way on the mid-market price (Winterflood). Investors should note the market for HICL shares can be quite illiquid at times, which leads to a large spread between the buying and selling prices (i.e. the bid to offer spread). Any information within this document, views expressed, or references to specific securities and funds, should not be construed as investment advice or an investment recommendation. A suitability assessment has not been undertaken in relation to an individual's own investment knowledge/experience, financial situation or risk tolerance. Accordingly, investment decisions should not be made solely on the basis of information within this factsheet. If unsure about the suitability of the investment or the meaning of any information provided, prospective investors should seek appropriate advice from a professional financial adviser.